



### District Report Card: 2017


<b>State:</b> West Bengal	<b>District:</b> Jhargram
<b>Class:</b> 5	<b>Subject:</b> Language
<b>Schools:</b> 61	<b>Students:</b> 1204


### Participation/Coverage


#### Students

<div>GENDER</div> <div></div>	Boys		Girls	
	Number	%	Number	%
	617	51.25	587	48.75

<div>AREA</div> <div></div>	Rural		Urban	
	Number	%	Number	%
	1134	94.19	70	5.81

<div>CATEGORY</div> <div></div>	SC		ST		OBC		GEN	
	Number	%	Number	%	Number	%	Number	%
	281	23.34	369	30.65	284	23.59	270	22.43

<div>CWSN</div> <div></div>	LD	VI	HI	S&LD	ID	Oth
	2	3	0	4	1	4

<div>Management</div> <div></div>	Government		Government-aided	
	Number	%	Number	%
	0	0.00	1204	100.00

### Average Performance of Students in Language (%)

Overall	Gender		Area		Management		Social Group			
	Male	Female	Rural	Urban	Govt.	Aided	SC	ST	OBC	GEN
51.88	52.69	51.04	50.51	74.19	0.00	51.88	49.06	44.48	56.62	59.95

## Performance on Learning Outcomes (LOs)

Learning Outcomes	Description	Average Performance(%)
L504	Reads and comprehends independently storybooks, news items/ headlines, advertisements etc.	45.20
L508	Reads text with comprehension, locates details and sequence of events	55.22

Range of Performance of Students who Answered Correctly							
Below 30%		30% - 50%		50% - 75%		Above 75%	
Number	%	Number	%	Number	%	Number	%
240	19.93	342	28.41	409	33.97	213	17.69

### Lowest Performing Learning Outcomes (LOs)

- 1 - Reads and comprehends independently storybooks, news items/ headlines, advertisements etc. (45.20)
- 2 - Reads text with comprehension, locates details and sequence of events (55.22)